



**KHSAA TITLE IX
ANNUAL REPORT SUBMISSION
STATUS REPORT
2007-2008**

KHSAA
Form T65
Revised 3/08

TO: KHSAA Member School Superintendents, Principals, and Athletic Directors

FROM: Brigid L. DeVries, Commissioner
Larry Boucher, Assistant Commissioner

DATE: April 25, 2008

| | | | |
|--------|-------------------|-------------|--------------|
| School | Calvary Christian | Reviewed by | Reba Woodall |
|--------|-------------------|-------------|--------------|

The following is a status report regarding the required 2007 - 2008 Title IX Annual Report submission of forms due into the KHSAA office by April 15, 2008. Appropriate KHSAA Audit Team personnel have reviewed these forms and the following is a summary of this review.

I. Checklist of Forms properly submitted in a satisfactory manner:

| | | | |
|-------------------------------------|-------------------------------|-------------------------------------|--|
| <input checked="" type="checkbox"/> | GE 19 (Annual Verification) | <input checked="" type="checkbox"/> | T-35 (Budget Expenses) |
| <input checked="" type="checkbox"/> | T-1 (Summary Program Chart 1) | <input checked="" type="checkbox"/> | T-36 (Budget Expenses) |
| <input checked="" type="checkbox"/> | T-2 (Summary Program Chart 2) | <input checked="" type="checkbox"/> | T-41 (Checklist – Overall Interscholastic Program) |
| <input checked="" type="checkbox"/> | T-3 (Summary Program Chart 3) | <input checked="" type="checkbox"/> | T-60 (Corrective Action Plan) |
| <input checked="" type="checkbox"/> | T-4 (Summary Program Chart 4) | <input checked="" type="checkbox"/> | T-63 (Interscholastic Survey Results) |

II. Status

| | | |
|----|-------------------------------------|---|
| A. | <input checked="" type="checkbox"/> | 2007 – 2008 Forms are satisfactory and no further information or action is necessary at this time. |
| B. | | Errors have been noted with respect to the following forms: |
| C. | | The following forms were omitted and must be submitted by school representatives: |
| D. | | According to the 2007-2008 data, the school appears to be meeting the standards established in: <input checked="" type="checkbox"/> Test 1 (Athletic participation is proportionate to enrollment) <input type="checkbox"/> Test 2 (History and continuing practice of program expansion) <input checked="" type="checkbox"/> Test 3 (Full and effective accommodation of interests and abilities) |
| E. | | Other Recommendation and Comments: Thank you for all your work on this report, it was excellent. |



**KENTUCKY HIGH SCHOOL ATHLETIC ASSOCIATION
2007-2008 ANNUAL VERIFICATION OF TITLE IX PROCEDURES**

KHSAA Form GE19
Rev.12/07

(To be submitted by April 15, 2008 along with other required forms)

The Calvary Christian High School, Covington, Kentucky
(Name of High School) (City)

certifies to the Kentucky High School Athletic Association that the following is an accurate and true representation of the facts surrounding compliance with 20 U.S.C. Sections 1681-1688, et. Seq. (also known as Title IX)

I certify the following provisions in accordance with records at the school contained in the permanent Title IX file, at least one copy of which must be maintained in the Principal's office, and to the best of my knowledge have completed the following tasks.

Established a gender equity committee at the high school. (list committee personnel and provide attachment if necessary)

| Name | Address | Phone (Supt., Principal, Student, Parent, Coach, Etc.) | Title |
|-----------------|--------------------|---|---------------------------------------|
| Jody Hilsher | 6451 Lake Arbor Dr | 859 409 0804 | Athletic Director / Parent |
| Jeff Gauxes | 501 Grand Ave | 859 261 5188 | Girls Soccer Coach / Teacher / Parent |
| Lacey Ledford | Old Taylor mill | 434 426 7020 | Physical Education Teacher |
| Pat Moran | 15253 Carl Court | 859 363 9223 | Parent / Girls Softball Coach |
| Cindy Moran | 15253 Carl Court | 859 363 9223 | Parent / Asst softball coach |
| Rachel Morrison | 2271 Kyle Drive | 859 586 9503 | Student |
| Tyson Tucker | 3420 Kettle Road | 859 356 3540 | Student |

Scheduled a minimum of three meetings during the 2007-2008 school year on the following dates:

| |
|----------------|
| August 8, 2007 |
| March 27, 2008 |
| June 3, 2008 |

Designated the following person(s) as the Title IX coordinator for the school:

| Name | Title | Address | Phone |
|--------------|-------------------|-----------------------|--------------|
| Jody Hilsher | Athletic Director | 5955 Taylor mill Road | 859 356 9201 |

Designated the following person(s) as the Title IX coordinator for the district:

| Name | Title | Address | Phone |
|--------------|-------------------|-----------------------|--------------|
| Jody Hilsher | Athletic Director | 5955 Taylor mill Road | 859 356 9201 |

School personnel are continuing to make periodic reviews of the boys' and girls' athletics program reflected in the Corrective Action Plan.

In addition to the above information, the above referenced school maintains a complete permanent file relative to Title IX records including copies of the self-assessment audit, all corrective action plans, and other related materials.

[Signature]
Principal's Signature

4/11 20 08
Date

[Signature]
Superintendent Signature

[Signature]
School Board Chairpersons' Signature

(Send original copy to KHSAA - Maintain duplicate in Title IX school folder)

2007-2008
ACCOMMODATION OF INTERESTS AND ABILITIES
SUMMARY PROGRAM CHART 1

KHSAA
Form T1
Rev.12/07

Participation Opportunities Test One

| | | (Column 1) | (Column 2) | (Column 3) | (Column 4) |
|-------|---------|------------|--------------------------------|--|-----------------------------------|
| | Program | Enrollment | Percentage of Total Enrollment | Number of Interscholastic Participants (double and triple count) | Percentage of Total Participation |
| Row 1 | GIRLS | 88 | 55% | 128 | 52% |
| Row 2 | BOYS | 73 | 45% | 117 | 48% |
| Row 3 | Totals | 161 | 100% | 245 | 100% |

Instructions:

*Number of 8th grade students & below used in Column 3 and Column 4 calculations if applicable: 41

- Determine the total number of girls enrolled, (place in Row 1, Column 1). Determine the total number of boys enrolled, (place in Row 2, Column 1).
- Add the total number of girls and boys enrolled to determine total enrollment, (place in Row 3, Column 1).
- Calculate the percentage of total enrollment that is female. (Divide Row 1, Column 1 by Row 3, Column 1 and place in Row 1, Column 2.) Calculate the percentage of total enrollment that is male. (Divide Row 2, Column 1 by Row 3, Column 1 and place in Row 2, Column 2.) Note: Row 1, Column 2 plus Row 2, Column 2 should total 100%.
- Ask the head coaches to review the most updated eligibility or squad lists for their teams. Ask coaches to confirm the names of those individuals who are on the team as of the first **date of regular season competition**, and cross out the names of those who were cut from the team or quit the team prior to the first regular season competitive event. Determine the total number of interscholastic athletics participants that are girls, (and place in Row 1, Column 3). In order to determine the total number of athletics participants, an individual should be counted each time he or she participates on a team. For example, if Jane Doe competes on the varsity volleyball team, the junior varsity volleyball team, the junior varsity basketball team, and the varsity softball team, she should be counted as four participants (**do not include club or intramural sports participants, cheerleaders, dance teams, or pom squads**). Calculate the same way for boys and girls. * In addition, should 8th grade students and below play on a Freshman, Junior Varsity, or Varsity team, they should also be counted for each team and sport on which they participate. If applicable, please asterisk the above notation as to how many 8th grade students & below are included in the totals.
Using the same procedure, determine the total number of interscholastic athletic participants that are boys, (and place in Row 2, Column 3). Add Row 1, Column 3 plus Row 2, Column 3 to get total participants and place in Row 3, Column 3.
- Calculate the percentage of female participation. (Row 1, Column 3 divided by Row 3, Column 3 and place in Row 1, Column 4.) Calculate the percentage of male participation. (Row 2, Column 3 divided by Row 3, Column 3 and place in Row 2, Column 4.) Note: Row 1, Column 4 plus Row 2, Column 4 should total 100%.

Note: While being within three percent is not a formal compliance standard; if the percent listed in Row 1, Column 4 is within 3% of Row 1, Column 2, then it provides a good target within which compliance is likely.

Principal's Signature: [Signature]

Date: 4/11/08

Copyright 1999, Good Sports, Inc., Title IX and Gender Equity Specialists. All rights reserved.

2007-2008
ACCOMMODATION OF INTERESTS AND ABILITIES
SUMMARY PROGRAM CHART 2

KHSAA
 Form T2
 Rev. 12/07

Participation Opportunities Test Two

| | | Column 1 | Column 2 | Column 3 | Column 4 | Column 5 | |
|---------|-------|-----------------------------------|------------------------|--|---|--|-----|
| Program | | Number of Teams Currently Offered | Number of Participants | Number of Teams Added Since the beginning of the 2003-2004 School Year | Current Number of Participants for each team added Since the beginning of the 2003-2004 School Year | Percent of Total Participation By Sex Added Since the beginning of the 2003-2004 School Year | |
| GIRLS | Row 1 | varsity: | 6 | 77 | 1 | 16 | |
| | Row 2 | j.v.: | 3 | 40 | 0 | 0 | |
| | Row 3 | frosh: | 1 | 11 | 1 | 11 | |
| | Row 4 | total: | 10 | 128 | 2 | 27 | 21% |
| BOYS | Row 5 | varsity: | 6 | 67 | 1 | 15 | |
| | Row 6 | j.v.: | 2 | 29 | 0 | 0 | |
| | Row 7 | frosh: | 2 | 21 | 2 | 21 | |
| | Row 8 | total: | 10 | 117 | 3 | 36 | 31% |

- 1) For Column 1, list the number of interscholastic teams offered for girls and boys at each competitive level (varsity, junior varsity, and freshman). For girls, total each of the entries in Rows 1, 2, and 3 into Row 4. For boys, total Rows 5, 6, and 7 into Row 8.
- 2) For Column 2, list the number of participants at each level. For girls, total each of the entries in Rows 1, 2, and 3 into Row 4. For boys, total Rows 5, 6, and 7 into Row 8. **Note:** The totals in Row 4 for girls and in Row 8 for boys must be the same as the totals in Form T-1, Column 3, Rows 1 and 2 respectively.
- 3) For Column 3, list the number of interscholastic teams that have been added in the last five years at each competitive level. Count each team added during the 5 year period only one time. e.g. Girl's junior varsity soccer was added 3 years ago, count the team only once, not 3 times. For girls, total the entries in Rows 1, 2, and 3 into Row 4. For boys, total Rows 5, 6, and 7 into Row 8.
- 4) For Column 4, list the number of participants that are **currently** on each level of the teams that were added in the last five years. If a team was added previously but no longer exists, there are no current participants to be added for that team. For girls, total the entries in Rows 1, 2, and 3 into Row 4. For boys, total Rows 5, 6, and 7 into Row 8.
- 5) For Column 5, calculate the percentage of participants that have been added in the last five years. For girls, take the number in Column 4, Row 4 and divide by the number in Column 2, Row 4. For boys, take the number in Column 4, Row 8 and divide it by the number in Column 2, Row 8.

Note: If the percentage of current participants added in the last five years is 25% or greater, compliance with Test Two may be possible. If less than 25%, then compliance with Test Three should be analyzed. **CAUTION:** 25% is not a formal compliance standard.

Principal's Signature: _____ Date: 4/11/08

2007-2008
ACCOMMODATION OF INTERESTS AND ABILITIES
SUMMARY PROGRAM CHART 3


Participation Opportunities Test Three

FOR ANY QUESTION ANSWERED "YES" IDENTIFY THE RESPECTIVE SPORT(S).

| | GIRLS (Yes / No) | | BOYS (Yes / No) |
|---|---------------------|--|--------------------|
| 1. For a sport <u>not</u> currently offered in your interscholastic athletics program, is there sufficient interest to form a viable interscholastic team based on participation on an intramural team. | No | | No |
| 2. For a sport <u>not</u> currently offered, is there sufficient interest, based on the responses to your most recent Student Interest Survey, to form a viable interscholastic team for a sport not currently offered. If yes, what sport? | No | | No |
| 3. For a sport currently offered at the junior varsity or freshman level is there sufficient interest, based on your most recent Student Interest Survey, to form a varsity team not currently offered? | No | | No |
| 4. For a sport currently offered at the varsity level only, is there sufficient interest, based on your most recent Student Interest Survey, to form a viable team for a junior varsity or freshman team that is not currently offered? | No | | No |
| 5. If you answered YES to question (1), (2), (3), or (4), are there enough high schools in the geographic area offering the sport (at the appropriate level) to allow for the development of a reasonable schedule of competition? | No | | No |

Plans to Address Interest:

Principal's Signature :



Date:

9/11/08

**2007-2008
ACCOMODATION OF INTERESTS AND ABILITIES
SUMMARY PROGRAM CHART 4**

Levels of Competition Test One

| | | Column 1 | Column 2 | Column 3 |
|-------------|-------------|-----------------------------------|------------------------|--|
| Girls | Team Levels | Number of Teams Currently Offered | Number of Participants | Percentage of Participants at Each Level |
| Row 1 | varsity: | 6 | 77 | 60% |
| Row 2 | j.v.: | 3 | 40 | 31% |
| Row 3 | frosh: | 1 | 11 | 9% |
| Row 4 | total: | | 128 | 100% |
| Boys | | | | |
| Row 5 | varsity: | 6 | 67 | 57% |
| Row 6 | j.v.: | 2 | 29 | 25% |
| Row 7 | frosh: | 2 | 21 | 18% |
| Row 8 | total: | | 117 | 100% |

- 1) Column 1, list the number of interscholastic teams offered for girls and boys at each competitive level; varsity, junior varsity, and freshman. (Refer to Form T-2, Accommodation of Interests and Abilities, Summary Program Chart 2, Column 1.)
- 2) For Column 2, list the number of participants at each level. For girls, total the entries in Rows 1, 2, and 3 into Row 4. For boys, total the entries in Rows 5, 6, and 7 into Row 8. (Refer to Form T-2, Accommodation of Interests and Abilities, Summary Program Chart 2, Column 2.)
- 3) For Column 3, calculate the percentage of female and male participants at each level.
 For girls' varsity, junior varsity, and frosh, respectively:
 Divide Column 2, Row 1 by Column 2, Row 4, and place the percentage in Column 3, Row 1
 Divide Column 2, Row 2 by Column 2, Row 4, and place the percentage in Column 3, Row 2.
 Divide Column 2, Row 3 by Column 2, Row 4, and place the percentage in Column 3, Row 3.

 For boys' varsity, junior varsity, and frosh, respectively:
 Divide Column 2, Row 5 by Column 2, Row 8, and place the percentage in Column 3, Row 5.
 Divide Column 2, Row 6 by Column 2, Row 8, and place the percentage in Column 3, Row 6.
 Divide Column 2, Row 7 by Column 2, Row 8, and place the percentage in Column 3, Row 7.

Principal's Signature: _____ Date: 4/11/08

**2007-2008
ACTUAL EXPENDITURES - PROGRAM COMPARISON CHART 1
TO INCLUDE BOOSTER CLUB FUNDING**


| | equipment and supplies | | travel | | awards | | coaches' salaries (to include supplemental and extended employment; dollar amount required) | | | facilities improvements | | publications (if sport-specific) | |
|-----------------|------------------------|---------|--------------|---------|--------------|---------|---|---------|---|-------------------------|---------|----------------------------------|---------|
| | Expenditures | | Expenditures | | Expenditures | | Expenditures | | | Expenditures | | Expenditures | |
| | School | Booster | School | Booster | School | Booster | School | Booster | # Coaches for all levels / # Teams for all levels | School | Booster | School | Booster |
| G basketball | 3447 | 0 | 200 | 0 | 235 | 0 | 2,900 | 0 | 3 / 2 | 0 | 0 | 200 | 0 |
| B basketball | 4363 | 0 | 220 | 0 | 235 | 0 | 2,900 | 0 | 3 / 2 | 0 | 0 | 200 | 0 |
| G softball | 2412 | 0 | 160 | 0 | 187 | 0 | 1,800 | 0 | 2 / 1 | 0 | 0 | 0 | 0 |
| B baseball | 2444 | 0 | 0 | 0 | 187 | 0 | 2,600 | 0 | 3 / 2 | 0 | 0 | 0 | 0 |
| G cross country | 600 | 0 | 0 | 0 | 50 | 0 | 250 | 0 | 1 / 1 | 0 | 0 | 0 | 0 |
| B cross country | 600 | 0 | 0 | 0 | 50 | 0 | 250 | 0 | 1 / 1 | 0 | 0 | 0 | 0 |
| G golf | 0 | 0 | 0 | 0 | 0 | 0 | 0 | 0 | 0 / 0 | 0 | 0 | 0 | 0 |
| B golf | 374 | 0 | 0 | 0 | 100 | 0 | 500 | 0 | 1 / 1 | 0 | 0 | 0 | 0 |
| G soccer | 3221 | 0 | 270 | 0 | 242 | 0 | 2,900 | 0 | 3 / 3 | 0 | 0 | 0 | 0 |
| B soccer | 2607 | 0 | 280 | 0 | 230 | 0 | 2,900 | 0 | 3 / 2 | 0 | 0 | 0 | 0 |
| G swimming | 0 | 0 | 0 | 0 | 0 | 0 | 0 | 0 | 0 / 0 | 0 | 0 | 0 | 0 |
| B swimming | 0 | 0 | 0 | 0 | 0 | 0 | 0 | 0 | 0 / 0 | 0 | 0 | 0 | 0 |

none
none

* no boosters

1. Total expenditures on T-35 and T-36 on the 2007-2008 year report due by April 15, 2008, should reflect the total monies spent (rounded off to nearest dollar) for the entire school year of 2006-2007 ending June 30, 2007.

2. Booster Club Funding/Contributions must be included in the above expenditures total. (Note: It is illegal for coaches to be paid by Booster Clubs - Reference KHSAA Bylaw 27)



Principal's Signature: _____

Date: 4/11/08

**2007-2008
ACTUAL EXPENDITURES - PROGRAM COMPARISON CHART 2
TO INCLUDE BOOSTER CLUB FUNDING**

| | equipment and supplies | | travel | | awards | | coaches' salaries (to include supplemental and extended employment; dollar amount required) | | facilities improvements | | publications (if sport-specific) | |
|----------------|------------------------|---------|--------------|---------|--------------|---------|---|---------|-------------------------|---------|----------------------------------|---------|
| | Expenditures | | Expenditures | | Expenditures | | Expenditures | | Expenditures | | Expenditures | |
| | School | Booster | School | Booster | School | Booster | School | Booster | School | Booster | School | Booster |
| G track | 0 | 0 | 0 | 0 | 0 | 0 | 0 | 0 | 0 | 0 | 0 | 0 |
| B track | 0 | 0 | 0 | 0 | 0 | 0 | 0 | 0 | 0 | 0 | 0 | 0 |
| G tennis | 1147 | 0 | 0 | 0 | 100 | 0 | 500 | 1 | 0 | 0 | 0 | 0 |
| B tennis | 681 | 0 | 0 | 0 | 100 | 0 | 500 | 1 | 0 | 0 | 0 | 0 |
| G volleyball | 2326 | 0 | 180 | 0 | 242 | 0 | 2900 | 3 | 0 | 0 | 0 | 0 |
| B wrestling | 0 | 0 | 0 | 0 | 0 | 0 | 0 | 0 | 0 | 0 | 0 | 0 |
| G (list sport) | 0 | 0 | 0 | 0 | 0 | 0 | 0 | 0 | 0 | 0 | 0 | 0 |
| B football | 0 | 0 | 0 | 0 | 0 | 0 | 0 | 0 | 0 | 0 | 0 | 0 |
| G (list sport) | 0 | 0 | 0 | 0 | 0 | 0 | 0 | 0 | 0 | 0 | 0 | 0 |
| B (list sport) | 0 | 0 | 0 | 0 | 0 | 0 | 0 | 0 | 0 | 0 | 0 | 0 |

none
none
none
none
none
none
none

1. Total expenditures on T-35 and T-36 on the 2007-2008 year report due by April 15, 2008, should reflect the total monies spent (rounded off to nearest dollar) for the entire school year of 2006-2007 ending June 30, 2007.

2. Booster Club Funding/Contributions must be included in the above expenditures totals.

Indicate percentage of total expenditures for each gender: (If disparities are obvious, list on your Corrective Action Plan (T-60) what action you will take to correct the problem).

| Gender | Expenditures | Percentage |
|---------------|------------------|-------------|
| Boys | \$ 22,341 | 46% |
| Girls | \$ 26,469 | 54% |
| Total: | \$ 48,810 | 100% |

5/16 diff



Principal's Signature: _____ Date: 5/16/08

2007-2008 KHSAA TITLE IX ATHLETICS AUDIT

KHSAA
Form T41
Rev. 12/07

Checklist - Overall Interscholastic Athletics Program

DIRECTIONS:

For the Areas of Compliance (Opportunities and Benefits) listed on the left hand side of the page, place a checkmark under the appropriate column identifying whether your school provided an advantage to the Girls' Program, or to the Boys' Program or to Neither Program. A review of T-35 and T-36 spending patterns might be helpful in completing this form.

| Areas of Compliance: | ADVANTAGE TO: | | |
|---|-------------------|------------------|--------------------|
| | GIRLS' PROGRAM | BOYS' PROGRAM | NEITHER PROGRAM |
| OPPORTUNITIES | | | |
| Accommodation of Interest and Abilities | | | ✓ |
| BENEFITS | | | |
| Equipment and Supplies | | | ✓ |
| Scheduling of Games and Practice Time | | | ✓ |
| Travel and Per Diem Allowances | | | ✓ |
| Coaching | | | ✓ |
| Locker Rooms, Practice and Competitive Facilities | | | ✓ |
| Medical and Training Facilities and Services | | | ✓ |
| Publicity | | | ✓ |
| Support Services | | | ✓ |
| Athletic Scholarships | | | ✓ |
| Tutoring | | | ✓ |
| Housing and Dining Facilities and Services | | | ✓ |
| Recruitment of Student Athletes | | | ✓ |

If an advantage is shown, corrective action should be shown on T-60 (Corrective Action Plan).

Principal's Signature: _____

Date: _____

4/11/08



**2007-2008 INTERSCHOLASTIC
ATHLETICS SURVEY**
Summary of Student Responses

KHSAA
Form T63
Rev.12/07

School Name: Calvary Christian

Enrollment
(9-12 Grade): 161 (SHOULD AGREE WITH FORM T-1, COLUMN 1, ROW 3)

Number of 9-11 Grade Students Surveyed: _____

Number of 8th Grade Students Surveyed: _____

Date: 3/20/08

Completed By: Jody Wilsher A.D.

Instructions:

1. Summarize the Student Athletics Interest Surveys Form T-61 by listing the total number of responses on the line next to each sport.
2. Under the Other Category please provide a listing of the sports as well as the number of students who are interested in participating.
3. Please sign and date this Summary Form (T-63) and mail this Summary Form only to the KHSAA by April 15, 2008. Do not mail the student surveys (Form T-61). However, these Forms should be maintained in your files in the event they are requested subsequently.

122 Number of Surveys 90%
110 Total Returned (A minimum of 80% return is expected)
8th-11th Grades Surveyed (Should be grades 9-11 and 8th grade if school has a feeder system)

How Was The Survey Administered? all home rooms
 (e.g. was it given in all English classes, or all home rooms, or advisee/advisor?)

KHSAA Sanctioned Fall Sports (List Total Number of Participation Responses)

2 Cross Country (Girls)
1 Cross Country (Boys)
15 Football (Boys)
0 Golf (Girls)
4 Golf (Boys)
18 Soccer (Girls)
20 Soccer (Boys)
22 Volleyball (Girls)

Winter Sport (List Total Number of Participation Responses)

Form T-63
Rev. 12/07

16 Basketball (Girls)
22 Basketball (Boys)
6 Indoor Track (Girls)
5 Indoor Track (Boys)
5 Swimming & Diving (Girls)
1 Swimming & Diving (Boys)
4 Wrestling (Boys)

Spring Sport (List Total Number of Participation Responses)

11 Baseball (Boys)
12 Fast Pitch Softball (Girls)
11 Tennis (Girls)
8 Tennis (Boys)
7 Track (Girls)
6 Track (Boys)

Non-KHSAA Championship Sports (From Student Survey T-61 Question 10)

12 Archery
5 Field Hockey
7 Bowling
0 Gymnastics (Boys)
10 Gymnastics (Girls)
10 Ice Hockey
10 Lacrosse (Boys)
11 Lacrosse (Girls)
12 Rifle
5 Rodeo
8 Slow Pitch Softball
6 Volleyball (Boys)
0 Water Polo
6 Weightlifting

**Number of Students who participate in Intramural Sports
(From Student Survey T-61 Question 5)**

| <u>Sport</u> | <u>Number</u> |
|--------------|---------------|
| Soccer | 1 |
| | |
| | |
| | |
| | |

List Intramural Sports students are interested in adding:
 (From Student Survey T-61 Question 6)

Form T-63
 Rev. 12/07

| <u>Sport</u> | <u>Number</u> |
|---------------|---------------|
| Indoor Hockey | 11 |
| Ice Hockey | 3 |
| Football | 15 |
| Lacrosse | 6 |
| Track | 1 |
| Girls Bowling | 1 |


Participation in Non-School Sports Activities
 (From Student Survey T-61 Question 7)

| <u>Sport</u> | <u>Number</u> |
|--------------|---------------|
| Soccer | 9 |
| Volleyball | 7 |
| Swimming | 2 |
| Basketball | 1 |
| Pushball | 1 |
| Dance class | 1 |

Reasons for not participating in interscholastic athletics
 (From Survey Question 8)

- 6 I prefer other activities such as band, chorus, etc.
- 11 I don't have time
- 5 The practice schedules and game times are inconvenient
- 4 The sport I like isn't offered
- 2 It's too expensive
- 1 I prefer to participate in club or intramural sports
- 3 Working
- 8 Other:
 Dance, enjoy just watching, cheering, other interests

Student Suggestions to encourage participation

Principal's Signature 

Date 7/11/08

CORRECTIVE ACTION PLAN

DIRECTIONS:

- For Column 1, indicate the intended area (Opportunities or Benefits) which needs corrective action in order to achieve gender equity. For Column 2, write the suggested change or activities that will correct the area in need of alteration. For Column 3, include the estimated completion date for the changes or activities.
- It is possible to attain compliance with Title IX and no longer need "corrective" action. However, the KHSAA strongly encourages compliant schools to identify items for improvement (Column 1), activities to accomplish the improvement (Column 2) and a timetable for completion (Column 3) that will strengthen the athletic program.
- You may copy this form as needed. Please attach corrective action plans along with audit forms and submit by April 15, 2008.

| COLUMN 1 | COLUMN 2 | COLUMN 3 |
|--|--|--|
| ITEM FOR CORRECTION/IMPROVEMENT | SUGGESTED CHANGE/ACTIVITIES | TIME TABLE FOR CORRECTIVE ACTION/ AND OR COMPLETION DATE |
| The girl's softball scoreboard is older than the boys baseball scoreboard. It is currently not working and needs to be replaced. | Use fundraisers this year to raise enough money to purchase a new softball scoreboard. Purchase it and install it for the girls softball season. | Raise the money during the 07-08 school year and then purchase a new scoreboard and have it installed to be used during the 07-08 softball season. |
| The girls softball team currently plays slow pitch softball. Survey the girls on the team along with the future status of slow pitch softball vs. fast pitch | Take a look at current girls in the softball program along with their interests and abilities. Consider what is the best opportunity to provide for the girls in the future. | Once the 07-08 season is completed, take a poll of current slow pitch teams to find out how many are continuing. Also, if there is enough interest to switch over, propose the change for CCS. |
| The girls tennis team was in need of warm ups this year as they continue to develop their program. 16 girls came out for the tennis team. | Purchase new tennis warm ups for the girls to be added to the available uniform issued by the school. | Purchase these for the 07-08 tennis season. Allow girls the option of purchasing their own and personalizing them or providing them from the department. |
| The boys tennis team is in need of warm ups next year. This will add to their uniform and continue to build the program. | Purchase new warm ups for the boys tennis team to be worn for practices and matches. | Purchase these for the 08-09 tennis season using available funds and balancing the girls tennis program. |
| Install a sprinkling system to the lower sports complex. This was on last year's corrective action plan. 1/2 of the money has been raised. | Continue fund raising to complete this project to provide a better playing surface for the girls and boys soccer program. | If possible, finish raising the necessary funds and begin the project in the spring of 08. If that does not work, complete the fundraising in the fall and begin the project October 08. |
| Weight Room Improvement: | 1. Purchase the 20 lb bar for the girls 2. Post the weight room schedule | 07-08 school year-bar has been purchased Weight room schedule is posted |
| | | |
| | | |

Principal's Signature: _____

Date: _____

4/11/08